

Mon., October 29, 2018 GA

- Complete warm-up.
- Clear table and wait for instruction.



Warm-up: Answer the following in at least 2-3 complete sentences.

- What is UNITY in an artwork?
- What did the artist do to create UNITY in this work?
- What did he do to keep it from being boring?

Wasily Kandinsky Several Circles (Einige Kreise), 1926.

Today, we will:

- P. 1: weave—dovetail
- P. 3: work on yarn painting
- P. 5: work on yarn painting
- P. 6: work on yarn painting



SB2: Houseplant Due 10/31 or 11/1

- Can be a real or artificial plant
- Use overlapping and variety
- Add color and shading
- Must fill the page

Mon., October 29, 2018 Intro

- Complete warm-up.
- Open sketchbook to a clean page; title it “Portraiture” and write today’s date.



Warm-up: Answer the following in at least 3-5 complete sentences.

What is UNITY in an artwork?
What did the artist do to create UNITY in this work?
What did he do to keep it from being boring?

Wasily Kandinsky Several Circles (Einige Kreise), 1926.

Today, we will:
Introduce Portraiture

Learning Goals:

- Student will identify visual characteristics of portraits from various styles.
- Student will discuss how portraits are used to communicate stories, ideas and emotions.
- Student will Identify, select, and use elements and principles to organize the composition in his/her own artwork (TEXTURE).



SB2: Set of keys on a key ring/lanyard; due 11/1

- Minimum 3 keys; overlapped
- Fill page
- Color/shade
- Effort

Tues., October 30, 2018 GA

- Complete warm-up.
- Clear table and wait for instruction.



Warm-up: Answer the following in at least 3-5 complete sentences.

This painting has rhythm. Which PRINCIPLE of design often goes with rhythm? Which ELEMENT of art did the artist use to create rhythm?

Stefan Fierros,
Emotional Rhythm

Today, we will:

- P. 1: weave—interlocking
- P. 3: clay quiz; work on yarn painting
- P. 5: clay quiz; work on yarn painting
- P. 6: work on yarn painting



SB2: Houseplant
Due 10/31 or 11/1

- Can be a real or artificial plant
- Use overlapping and variety
- Add color and shading
- Must fill the page

Tues., October 30, 2018 Intro

➤ Complete warm-up.



Warm-up: Answer the following in at least 3-5 complete sentences.

This painting has rhythm.

Which PRINCIPLE of design often goes with rhythm?

Which ELEMENT of art did the artist use to create rhythm?

Stefan Fierros,
Emotional Rhythm

Today, we will:

Work on portrait practice

Learning Goals:

- Student will identify visual characteristics of portraits from various styles.
- Student will discuss how portraits are used to communicate stories, ideas and emotions.
- Student will Identify, select, and use elements and principles to organize the composition in his/her own artwork (TEXTURE).



SB2: Set of keys on a key ring/lanyard; due 11/1

- Minimum 3 keys; overlapped
- Fill page
- Color/shade
- Effort

Wed., October 31, 2018 GA

- Turn in sketchbook
- Collect project

What kind of music did the mummies play at the Halloween party?



What is Dracula's second favorite holiday after Halloween?




Today, we will:

Period 1: weaving—vertical stripes, twining

Period 3: work on yarn painting

Period 5: work on yarn painting

SB3: Your Home, Due 11/7 or 11/8



Draw your home and what's around it.

- Make it look realistic, add details.
- Fill the page
- Color/Shade

Thurs., November 1, 2018 GA


Can you solve the following visual puns?

- Turn in sketchbook
- Collect project



Today, we will:
Work on yarn paintings

SB3: Your Home, Due 11/8



Draw your home and what's around it.

- Make it look realistic, add details.
- Fill the page
- Color/Shade

Thur., November 1, 2018 **Intro**



➤ Open sketchbook to next clean sheet

Today, we will:
Work on portraiture

Learning Goal:

- Student will identify visual characteristics of portraits from various styles.
- Student will discuss how portraits are used to communicate stories, ideas and emotions.
- Student will Identify, select, and use elements and principles to organize the composition in his/her own artwork (TEXTURE).

Can you solve the following visual puns?



SB3: Inspired artwork; due 11/8

Create a sketch inspired by the work of a famous artist... don't copy it, just draw something using the artist's style.



Fri., November 2, 2018 GA

- Collect sketchbook
- Complete warm-up
- Period 1: Collect project
- Periods 3, 5, 6: Open sketchbook to next clean sheet




Warm-up: Answer the following in 2-3 complete sentences. What is the **focal point** of this sculpture? What did the artist do to **emphasize** it?

Today, we will:

Period 1: work on weaving

Period 3, 5, 6: drawing activities

SB3: Your Home, Due 11/7 or 11/8



Draw your home and what's around it.

- Make it look realistic, add details.
- Fill the page
- Color/Shade

Fri., November 2, 2018 Intro

- Collect sketchbook
- Complete the warm-up

Warm-up: Answer the following in 3-5 complete sentences.

Think about creating your self-portrait . . .

- In what profession/vocation would depict yourself? What emotion would you be expressing?
- Is there anything else you would attempt to communicate about yourself?

Today, we will:
Work on portraiture

Learning Goal:

- Student will identify visual characteristics of portraits from various styles.
- Student will discuss how portraits are used to communicate stories, ideas and emotions.
- Student will Identify, select, and use elements and principles to organize the composition in his/her own artwork (TEXTURE).

SB3: Inspired artwork; due 11/8

Create a sketch inspired by the work of a famous artist... don't copy it, just draw something using the artist's style.

